



eCampus Vista: Introduction to Assessments

The Assessment tool is used to create quizzes, surveys, and self tests.

Several Assessment features have been enhanced including new question types, additional grading options, and a useful preview function that allows you to take a quiz just as your students will.

Types of Assessments

You can create three unique types of assessments.

This assessment type	...is used for	Example
Quiz	Online assessments for which grades are assigned. Quizzes are graded automatically unless they contain paragraph questions, which must be graded by the instructor or teaching assistant.	Create weekly quizzes to test students' mastery of Goals and to encourage progress.
Self Test	Online assessments that allow students to test their own knowledge of the course content. Self-tests are purely for students' benefit; grades are not recorded in the Grade Book.	Create self tests that are relevant to the material covered in learning modules and add them to the related learning module.


Survey	<p>Anonymous online assessments for which no grades are assigned.</p> <p>While instructors can see whether students have completed a survey, the survey submissions themselves are anonymous.</p>	<p>Create surveys to canvas students' opinions on an issue covered in class or to allow students to anonymously evaluate the course.</p>
--------	---	--




The Assessment Process

When creating and managing assessments, you will work with several different tools.

From the Build tab, you will use the **Assessments** tool to create assessments and to access the Question Database. The Question Database is a repository of questions that can be used in multiple assessments. All assessment questions are saved in the Question Database.

You will manage and grade assessments from the Teach tab using **Assessment Manager**. Assessment Manager organizes assessment submissions so that you can easily see which submissions are complete, are in need review or grading, or have not yet been submitted.

Assessments Tool Functions by Tab	
	<p>From the Build tab, using the Assessments tool, you can:</p> <ul style="list-style-type: none"> • create and edit assessments. • export questions and assessments. • create questions. • create categories and columns to organize questions in the Question Database

	From both the Build and Teach tabs, you can edit assessment properties.
	
	From the Teach tab, using the Assessment Manager tool, you can grade assessments and run reports.

Creating Assessments

To create an assessment, you must complete the following tasks:

- create questions.
- create the assessment and add the questions.
- apply assessment settings.

Although these tasks don't have to be completed in this order, many designers find the process outlined above to be the most efficient way to create assessments.

Note: You can also create an assessment first and then create questions to add to it. In this workshop, however, we'll follow the process outlined above.